

Aldermaston Village

Scenario	AWE Peak		Network Peak		Daily
	AM	PM	AM	PM	
2008 Baseline Traffic Flow	1210 (79)	1041 (56)	1198 (90)	1089 (30)	9563 (473)
2014 Base Traffic Flow	1296 (84)	1115 (59)	1293 (97)	1166 (32)	11146 (581)
HYDRUS Construction (HGVs)	5 (5)	2 (2)	7 (7)	0 (0)	56 (56)
HYDRUS Construction (Lights)	0 (0)	0 (0)	0 (0)	0 (0)	2 (0)
HYDRUS Construction (Total)	5 (5)	2 (2)	7 (7)	0 (0)	58 (56)
2014 + Construction	1301 (89)	1117 (61)	1290 (104)	1166 (32)	11204 (637)

Boiler House Gate

Scenario	AWE Peak		Network Peak		Daily
	AM	PM	AM	PM	
2008 Baseline Traffic Flow	468 (0)	514 (7)	287 (1)	308 (3)	2046 (14)
2014 Base Traffic Flow	501 (0)	550 (7)	307 (1)	330 (3)	2460 (15)
HYDRUS Construction (HGVs)	0 (0)	0 (0)	0 (0)	0 (0)	0 (0)
HYDRUS Construction (Lights)	0 (0)	0 (0)	0 (0)	0 (0)	0 (0)
HYDRUS Construction (Total)	0 (0)	0 (0)	0 (0)	0 (0)	0 (0)
2014 + Construction	501 (0)	550 (7)	307 (1)	330 (3)	2460 (15)

Paices Hill

Scenario	AWE Peak		Network Peak		Daily
	AM	PM	AM	PM	
2008 Baseline Traffic Flow	1082 (71)	836 (42)	1034 (83)	842 (29)	7994 (418)
2014 Base Traffic Flow	1158 (75)	895 (45)	1108 (88)	902 (31)	8984 (479)
HYDRUS Construction (HGVs)	5 (5)	2 (2)	7 (7)	0 (0)	56 (56)
HYDRUS Construction (Lights)	0 (0)	0 (0)	0 (0)	0 (0)	2 (0)
HYDRUS Construction (Total)	5 (5)	2 (2)	7 (7)	0 (0)	58 (56)
2014 + Construction	1163 (80)	897 (47)	1115 (95)	902 (31)	9042 (535)

Red Lane

Scenario	AWE Peak		Network Peak		Daily
	AM	PM	AM	PM	
2008 Baseline Traffic Flow	227 (4)	301 (10)	285 (11)	233 (4)	2053 (26)
2014 Base Traffic Flow	243 (4)	322 (10)	306 (11)	250 (4)	2681 (68)
HYDRUS Construction (HGVs)	0 (0)	0 (0)	0 (0)	0 (0)	0 (0)
HYDRUS Construction (Lights)	0 (0)	0 (0)	0 (0)	0 (0)	0 (0)
HYDRUS Construction (Total)	0 (0)	0 (0)	0 (0)	0 (0)	0 (0)
2014 + Construction	243 (4)	322 (10)	306 (11)	250 (4)	2681 (68)

Red Lane

Scenario	AWE Peak		Network Peak		Daily
	AM	PM	AM	PM	
2008 Baseline Traffic Flow	446 (4)	362 (6)	340 (6)	321 (3)	2884 (17)
2014 Base Traffic Flow	478 (4)	388 (6)	364 (6)	344 (3)	3323 (18)
HYDRUS Construction (HGVs)	0 (0)	0 (0)	0 (0)	0 (0)	0 (0)
HYDRUS Construction (Lights)	0 (0)	0 (0)	0 (0)	0 (0)	0 (0)
HYDRUS Construction (Total)	0 (0)	0 (0)	0 (0)	0 (0)	0 (0)
2014 + Construction	478 (4)	388 (6)	364 (6)	344 (3)	3323 (18)

West Gate (In and Outs)

Scenario	AWE Peak		Network Peak		Daily
	AM	PM	AM	PM	
2008 Baseline Traffic Flow	1336 (30)	1347 (15)	923 (42)	1115 (7)	9439 (188)
2014 Base Traffic Flow	1431 (30)	1443 (15)	989 (44)	1194 (7)	11073 (231)
HYDRUS Construction (HGVs)	7 (7)	3 (3)	10 (10)	0 (0)	80 (80)
HYDRUS Construction (Lights)	0 (0)	0 (0)	0 (0)	0 (0)	10 (0)
HYDRUS Construction (Total)	7 (7)	3 (3)	10 (10)	0 (0)	90 (80)
2014 + Construction	1438 (37)	1446 (18)	1000 (54)	1194 (7)	11163 (311)

Reading Road

Scenario	AWE Peak		Network Peak		Daily
	AM	PM	AM	PM	
2008 Baseline Traffic Flow	800 (41)	766 (34)	788 (49)	835 (23)	8228 (183)
2014 Base Traffic Flow	857 (44)	819 (36)	844 (52)	894 (25)	9320 (224)
HYDRUS Construction (HGVs)	0 (0)	0 (0)	0 (0)	0 (0)	0 (0)
HYDRUS Construction (Lights)	0 (0)	0 (0)	0 (0)	0 (0)	1 (0)
HYDRUS Construction (Total)	0 (0)	0 (0)	0 (0)	0 (0)	1 (0)
2014 + Construction	857 (44)	819 (36)	844 (52)	894 (25)	9320 (224)

Link Road

Scenario	AWE Peak		Network Peak		Daily
	AM	PM	AM	PM	
2008 Baseline Traffic Flow	210 (5)	43 (0)	227 (7)	57 (1)	1132 (24)
2014 Base Traffic Flow	225 (5)	45 (0)	242 (7)	61 (1)	1212 (26)
HYDRUS Construction (HGVs)	0 (0)	0 (0)	0 (0)	0 (0)	0 (0)
HYDRUS Construction (Lights)	0 (0)	0 (0)	0 (0)	0 (0)	0 (0)
HYDRUS Construction (Total)	0 (0)	0 (0)	0 (0)	0 (0)	0 (0)
2014 + Construction	225 (5)	45 (0)	242 (7)	61 (1)	1212 (26)

Welshmans Road

Scenario	AWE Peak		Network Peak		Daily
	AM	PM	AM	PM	
2008 Baseline Traffic Flow	437 (6)	244 (5)	392 (9)	199 (2)	2497 (20)
2014 Base Traffic Flow	468 (6)	261 (5)	419 (9)	213 (2)	2726 (21)
HYDRUS Construction (HGVs)	0 (0)	0 (0)	0 (0)	0 (0)	0 (0)
HYDRUS Construction (Lights)	0 (0)	0 (0)	0 (0)	0 (0)	0 (0)
HYDRUS Construction (Total)	0 (0)	0 (0)	0 (0)	0 (0)	0 (0)
2014 + Construction	468 (6)	261 (5)	419 (9)	213 (2)	2726 (21)

Aldermaston Gate

Scenario	AWE Peak		Network Peak		Daily
	AM	PM	AM	PM	
2008 Baseline Traffic Flow	752 (14)	691 (5)	478 (14)	517 (1)	4875 (68)
2014 Base Traffic Flow	806 (14)	741 (5)	512 (14)	554 (1)	5874 (95)
HYDRUS Construction (HGVs)	5 (5)	2 (2)	7 (7)	0 (0)	56 (56)
HYDRUS Construction (Lights)	0 (0)	0 (0)	0 (0)	0 (0)	4 (0)
HYDRUS Construction (Total)	5 (5)	2 (2)	7 (7)	0 (0)	60 (56)
2014 + Construction	811 (19)	743 (7)	519 (21)	554 (1)	5934 (151)

Soke Road

Scenario	AWE Peak		Network Peak		Daily
	AM	PM	AM	PM	
2008 Baseline Traffic Flow	213 (1)	207 (11)	205 (4)	146 (4)	1514 (18)
2014 Base Traffic Flow	228 (1)	222 (11)	220 (4)	157 (4)	2137 (59)
HYDRUS Construction (HGVs)	0 (0)	0 (0)	0 (0)	0 (0)	0 (0)
HYDRUS Construction (Lights)	0 (0)	0 (0)	0 (0)	0 (0)	0 (0)
HYDRUS Construction (Total)	0 (0)	0 (0)	0 (0)	0 (0)	0 (0)
2014 + Construction	228 (1)	222 (11)	220 (4)	157 (4)	2137 (59)

A340 (south of Aldermaston Gate)

Scenario	AWE Peak		Network Peak		Daily
	AM	PM	AM	PM	
2008 Baseline Traffic Flow	821 (63)	923 (37)	767 (65)	877 (39)	7139 (379)
2014 Base Traffic Flow	880 (66)	989 (39)	821 (69)	939 (42)	8130 (416)
HYDRUS Construction (HGVs)	0 (0)	0 (0)	0 (0)	0 (0)	0 (0)
HYDRUS Construction (Lights)	0 (0)	0 (0)	0 (0)	0 (0)	2 (0)
HYDRUS Construction (Total)	0 (0)	0 (0)	0 (0)	0 (0)	2 (0)
2014 + Construction	880 (66)	989 (39)	821 (69)	939 (42)	8132 (416)

Reading Road

Scenario	AWE Peak		Network Peak		Daily
	AM	PM	AM	PM	
2008 Baseline Traffic Flow	820 (42)	734 (42)	870 (48)	721 (23)	8112 (193)
2014 Base Traffic Flow	877 (44)	786 (45)	931 (52)	772 (25)	9657 (288)
HYDRUS Construction (HGVs)	0 (0)	0 (0)	0 (0)	0 (0)	0 (0)
HYDRUS Construction (Lights)	0 (0)	0 (0)	0 (0)	0 (0)	2 (0)
HYDRUS Construction (Total)	0 (0)	0 (0)	0 (0)	0 (0)	2 (0)
2014 + Construction	877 (44)	786 (45)	931 (52)	772 (25)	9659 (288)

B3051 (east of Heath End Roundabout) Aldermaston Gate

Scenario	AWE Peak		Network Peak		Daily
	AM	PM	AM	PM	
2008 Baseline Traffic Flow	752 (14)	691 (5)	478 (14)	517 (1)	4875 (68)
2014 Base Traffic Flow	806 (14)	741 (5)	512 (14)	554 (1)	5874 (95)
HYDRUS Construction (HGVs)	5 (5)	2 (2)	7 (7)	0 (0)	56 (56)
HYDRUS Construction (Lights)	0 (0)	0 (0)	0 (0)	0 (0)	4 (0)
HYDRUS Construction (Total)	5 (5)	2 (2)	7 (7)	0 (0)	60 (56)
2014 + Construction	811 (19)	743 (7)	519 (21)	554 (1)	5934 (151)

Soke Road

Scenario	AWE Peak		Network Peak		Daily
	AM	PM	AM	PM	
2008 Baseline Traffic Flow	314 (5)	277 (13)	343 (9)	246 (1)	3044 (35)
2014 Base Traffic Flow	336 (5)	296 (14)	367 (9)	262 (1)	3618 (65)
HYDRUS Construction (HGVs)	0 (0)	0 (0)	0 (0)	0 (0)	0 (0)
HYDRUS Construction (Lights)	0 (0)	0 (0)	0 (0)	0 (0)	1 (0)
HYDRUS Construction (Total)	0 (0)	0 (0)	0 (0)	0 (0)	1 (0)
2014 + Construction	336 (5)	296 (14)	367 (9)	262 (1)	3618 (65)

A340 (south of Aldermaston Gate)

Scenario	AWE Peak		Network Peak		Daily
	AM	PM	AM	PM	
2008 Baseline Traffic Flow	821 (63)	923 (37)	767 (65)	877 (39)	7139 (379)
2014 Base Traffic Flow	880 (66)	989 (39)	821 (69)	939 (42)	8130 (416)
HYDRUS Construction (HGVs)	0 (0)	0 (0)	0 (0)	0 (0)	0 (0)
HYDRUS Construction (Lights)	0 (0)	0 (0)	0 (0)	0 (0)	2 (0)
HYDRUS Construction (Total)	0 (0)	0 (0)	0 (0)	0 (0)	2 (0)
2014 + Construction	880 (66)	989 (39)	821 (69)	939 (42)	8132 (416)

Reading Road

Scenario	AWE Peak		Network Peak		Daily
	AM	PM	AM	PM	
2008 Baseline Traffic Flow	820 (42)	734 (42)	870 (48)	721 (23)	8112 (193)
2014 Base Traffic Flow	877 (44)	786 (45)	931 (52)	772 (25)	9657 (288)
HYDRUS Construction (HGVs)	0 (0)	0 (0)	0 (0)	0 (0)	0 (0)
HYDRUS Construction (Lights)	0 (0)	0 (0)	0 (0)	0 (0)	2 (0)
HYDRUS Construction (Total)	0 (0)	0 (0)	0 (0)	0 (0)	2 (0)
2014 + Construction	877 (44)	786 (45)	931 (52)	772 (25)	9659 (288)

B3051 (east of Heath End Roundabout)

Scenario	AWE Peak		Network Peak		Daily
	AM	PM	AM	PM	
2008 Baseline Traffic Flow	833 (32)	859 (20)	855 (29)	823 (10)	9428 (139)
2014 Base Traffic Flow	893 (33)	920 (22)	917 (31)	882 (10)	10469 (151)
HYDRUS Construction (HGVs)	0 (0)	0 (0)	0 (0)	0 (0)	0 (0)
HYDRUS Construction (Lights)	0 (0)	0 (0)	0 (0)	0 (0)	2 (0)
HYDRUS Construction (Total)	0 (0)	0 (0)	0 (0)	0 (0)	2 (0)
2014 + Construction	893 (33)	920 (22)	917 (31)	882 (10)	10471 (151)

Soke Road

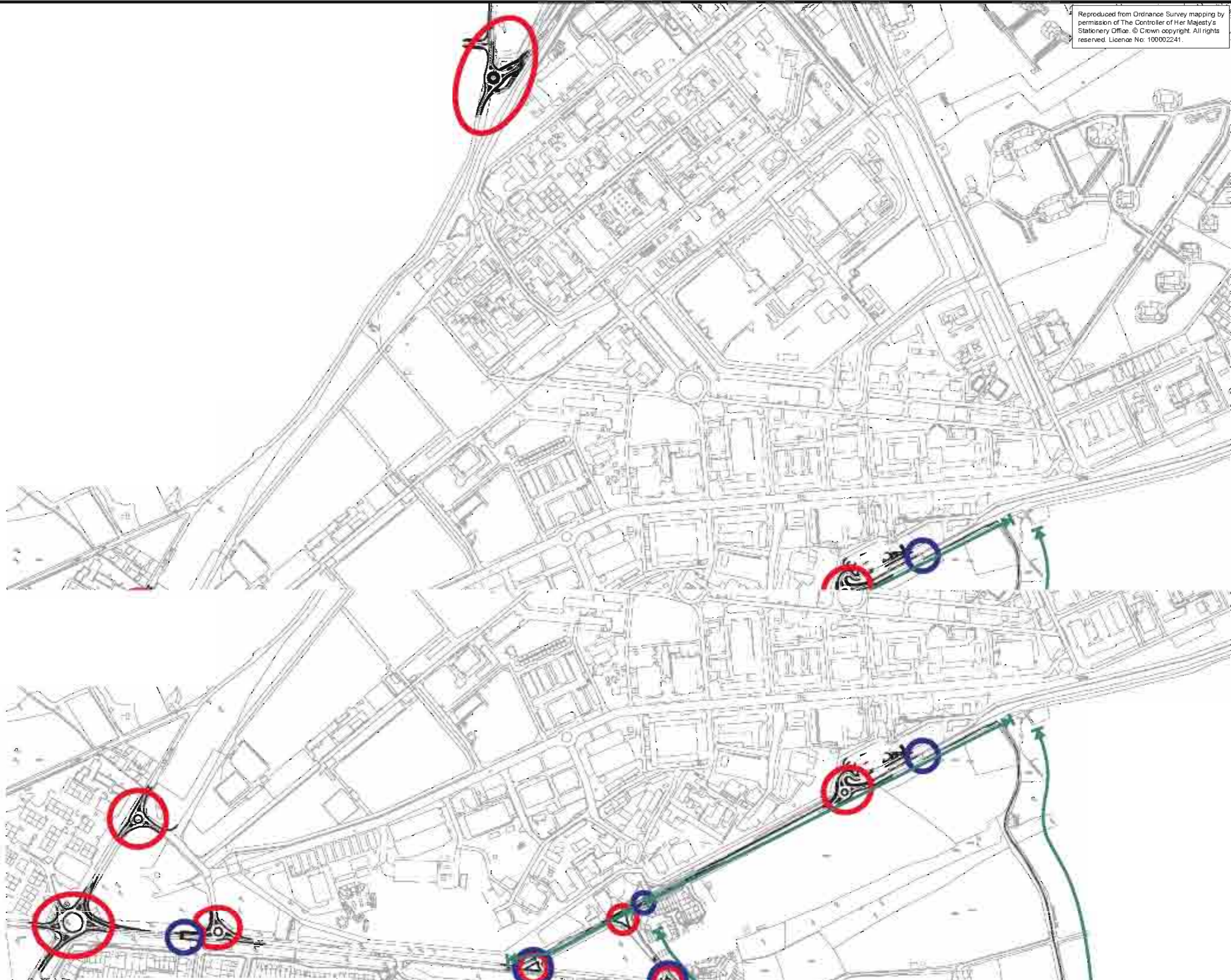
Scenario	AWE Peak		Network Peak		Daily
	AM	PM	AM	PM	
2008 Baseline Traffic Flow	314 (5)	277 (13)	343 (9)	246 (1)	3044 (35)
2014 Base Traffic Flow	336 (5)	296 (14)	367 (9)	262 (1)	3618 (65)
HYDRUS Construction (HGVs)	0 (0)	0 (0)	0 (0)	0 (0)	0 (0)
HYDRUS Construction (Lights)	0 (0)	0 (0)	0 (0)	0 (0)	1 (0)
HYDRUS Construction (Total)	0 (0)	0 (0)	0 (0)	0 (0)	1 (0)
2014 + Construction	336 (5)	296 (14)	367 (9)	262 (1)	3618 (65)



Heath End Road

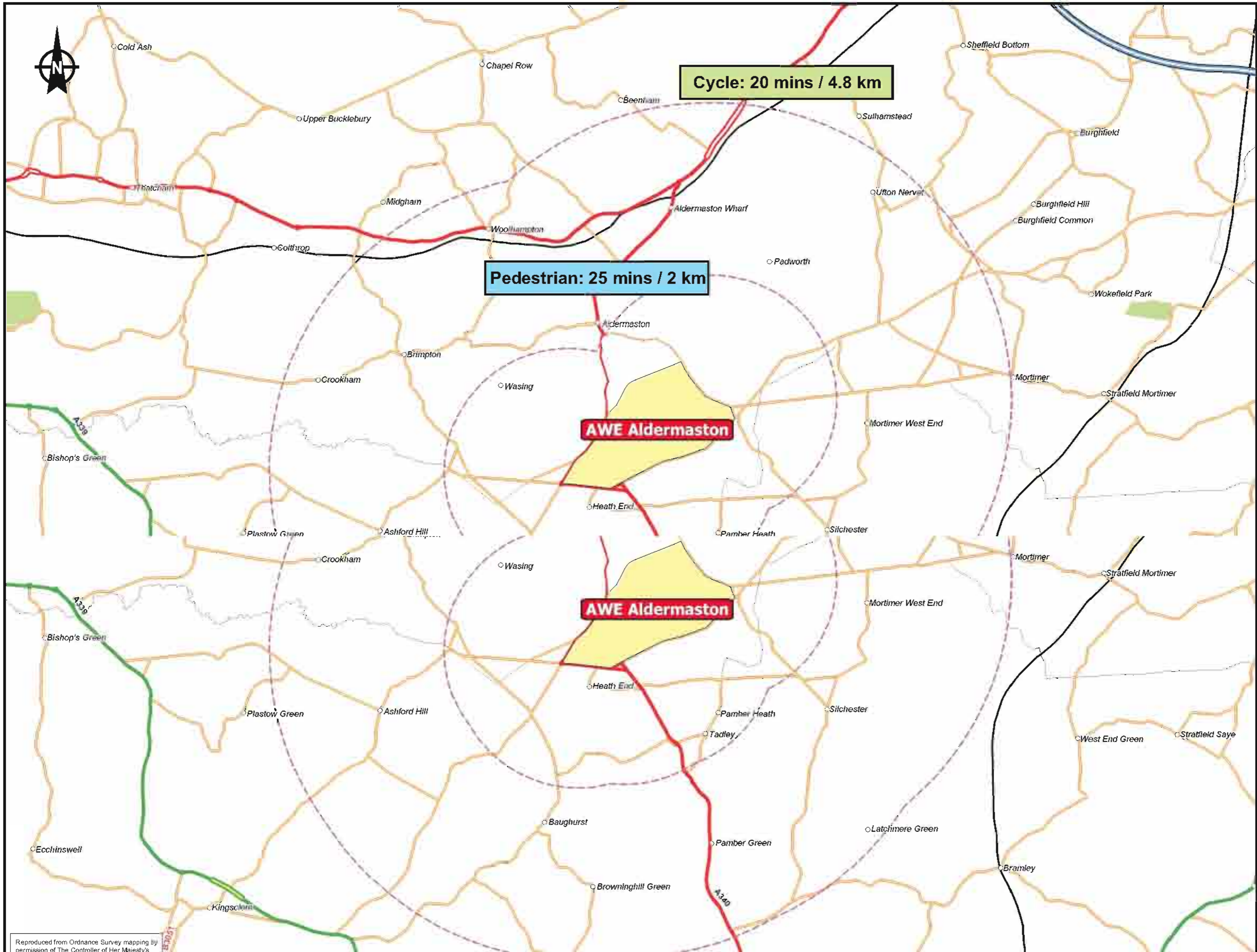
Scenario	AWE Peak		Network Peak		Daily
	AM	PM	AM	PM	
2008 Baseline Traffic Flow	526 (17)	533 (11)	582 (12)	807 (6)	6289 (70)
2014 Base Traffic Flow	564 (17)	571 (11)	623 (12)	848 (6)	6873 (77)
HYDRUS Construction (HGVs)	0 (0)	0 (0)	0 (0)	0 (0)	0 (0)
HYDRUS Construction (Lights)	0 (0)	0 (0)	0 (0)	0 (0)	1 (0)
HYDRUS Construction (Total)	0 (0)	0 (0)	0 (0)	0 (0)	1 (0)
2014 + Construction	564 (17)	571 (11)	623 (12)	848 (6)	6974 (77)

A340 Mulford's Hill

Scenario	AWE Peak		Network Peak		Daily
	AM	PM	AM	PM	
2008 Baseline Traffic Flow	1305 (79)	1229 (58)	1363 (76)	1240 (48)	14343 (388)
2014 Base Traffic Flow	1398 (84)	1316 (62)	1449 (82)	1328 (51)	16204 (464)
HYDRUS Construction (HGVs)	2 (2)	1 (1)	3 (3)	0 (0)	24 (24)
HYDRUS Construction (Lights)	0 (0)	0 (0)			



KEY	
	Junction Improvement
	Pedestrian Crossing

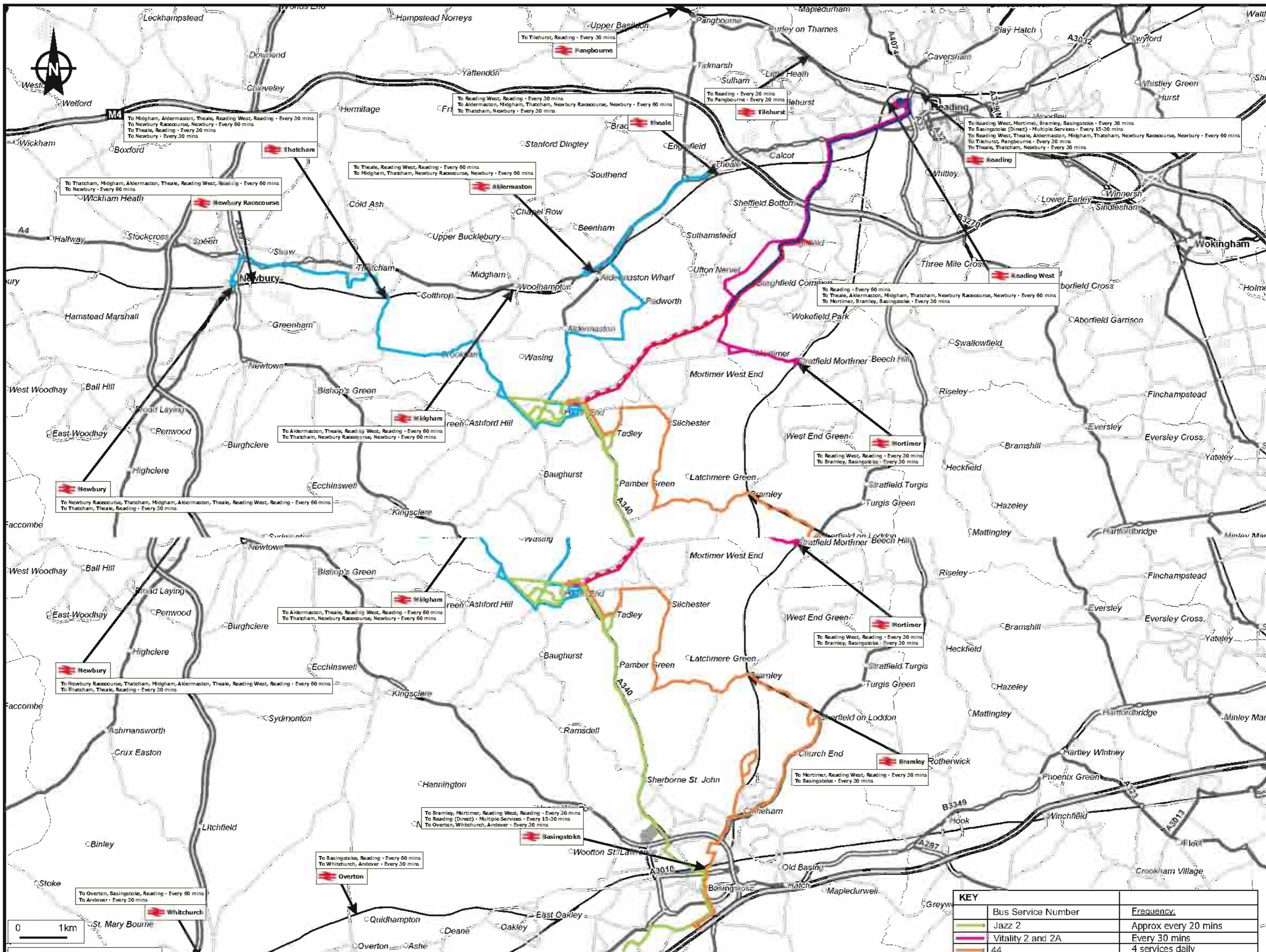


Cycle: 20 mins / 4.8 km

Pedestrian: 25 mins / 2 km

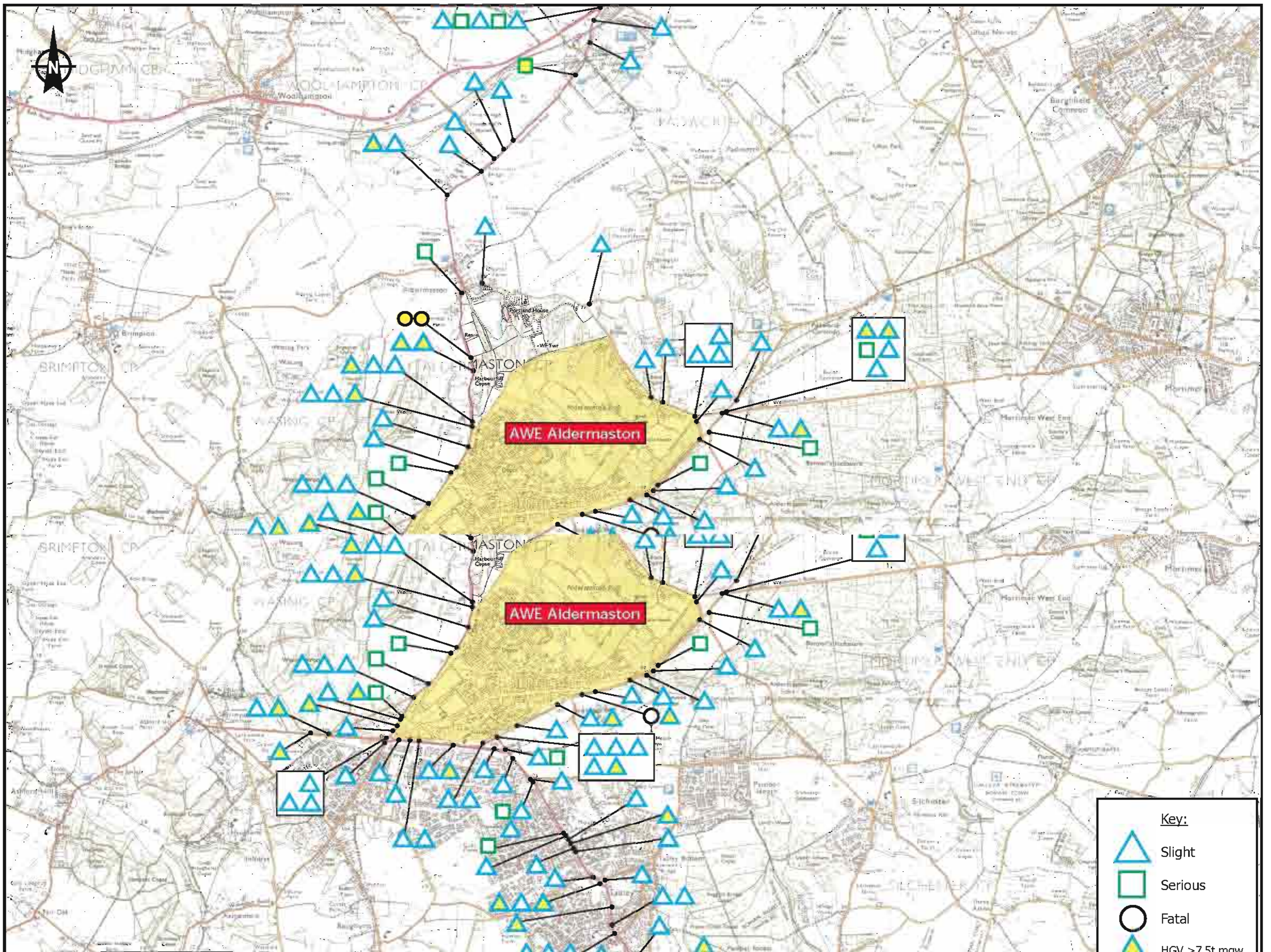
AWE Aldermaston

AWE Aldermaston







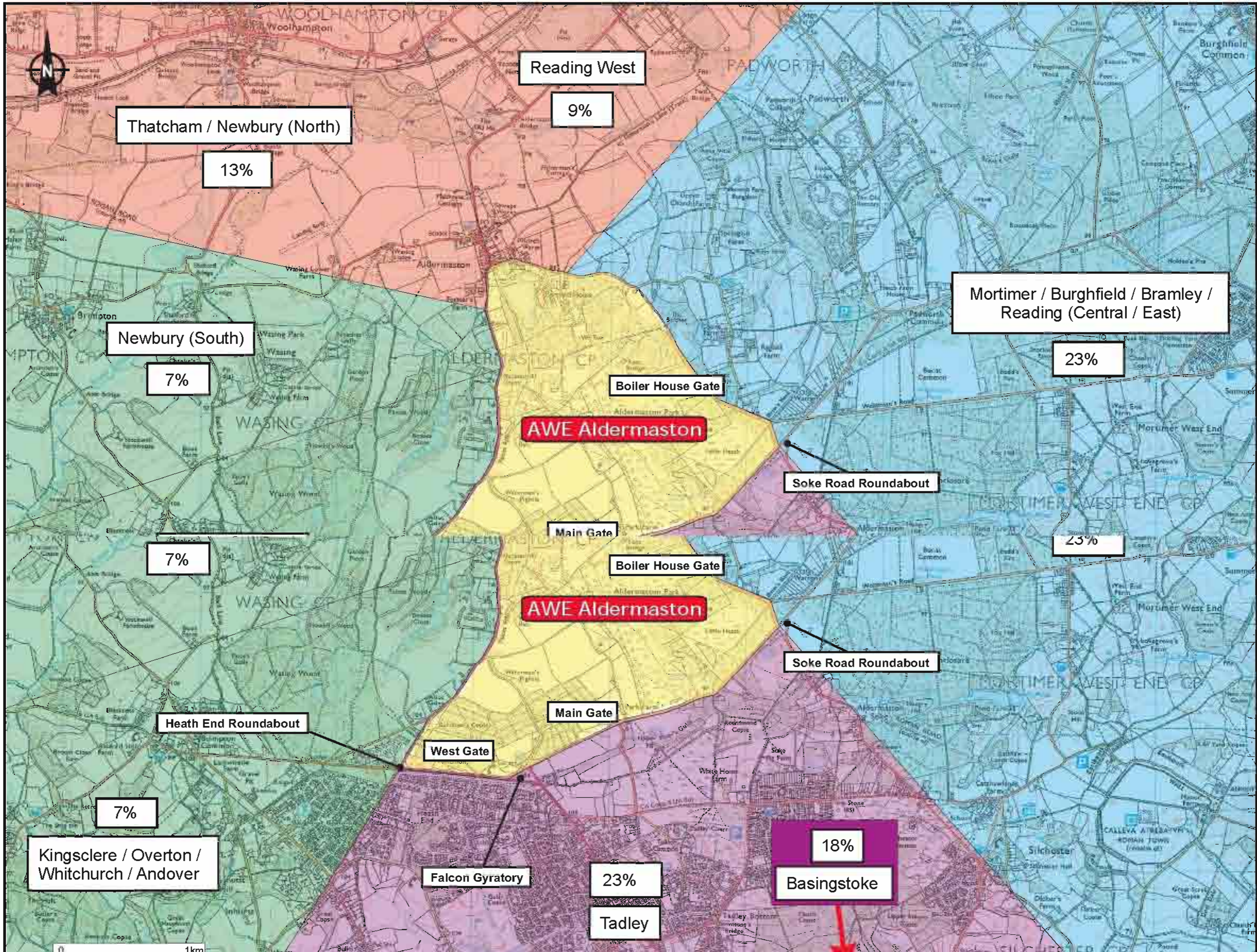
KEY	
	Bus Service Number
	Jazz 2
	Vitality 2 and 2A
	44
	Frequency:
	Approx every 20 mins
	Every 30 mins
	4 services daily

Reproduced from Ordnance Survey mapping by...



Key:

-  Slight
-  Serious
-  Fatal
-  HGV >7.5t mgw



Reading West

9%

Thatcham / Newbury (North)

13%

Newbury (South)

7%

Mortimer / Burghfield / Bramley / Reading (Central / East)

23%

Boiler House Gate

AWE Aldermaston

Soke Road Roundabout

Main Gate

23%

Boiler House Gate

AWE Aldermaston

Soke Road Roundabout

7%

Heath End Roundabout

Main Gate

West Gate

7%

Kingsclere / Overton / Whitchurch / Andover

Falcon Gyratory

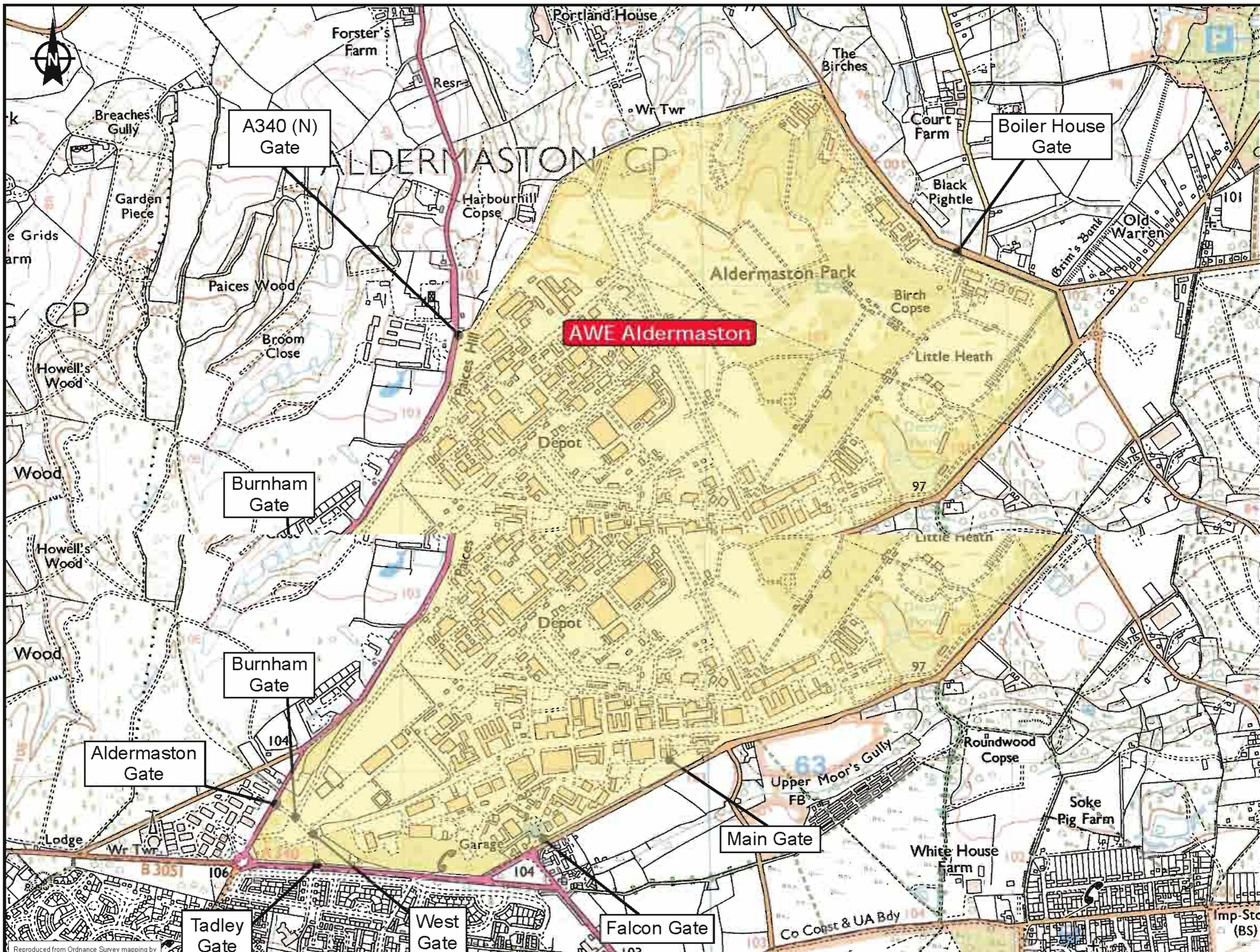
23%

Tadley

18%

Basingstoke

0 1km



A340 (N)
Gate

Boiler House
Gate

AWE Aldermaston

Burnham
Gate

Burnham
Gate

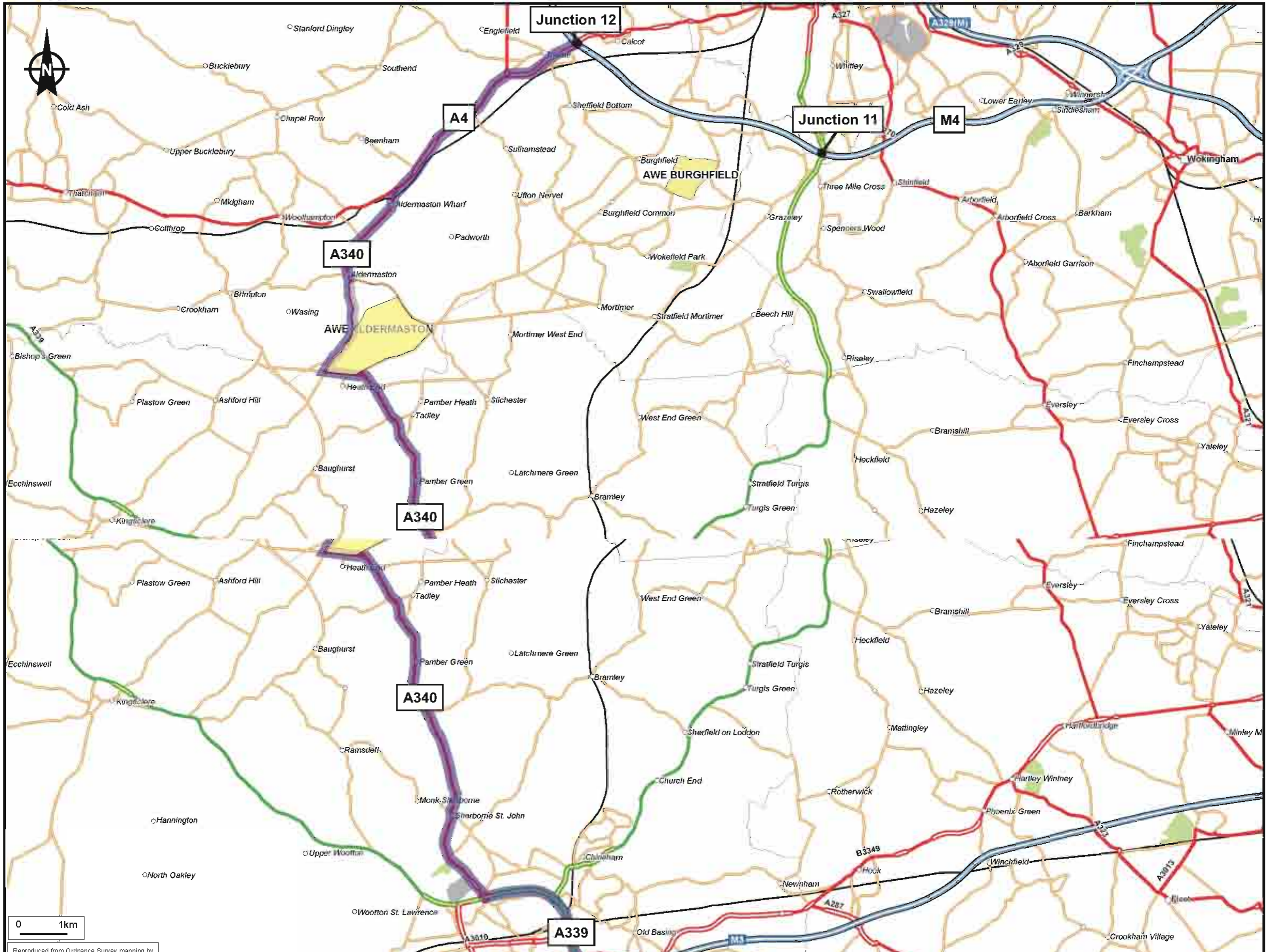
Aldermaston
Gate

Main Gate

Falcon Gate

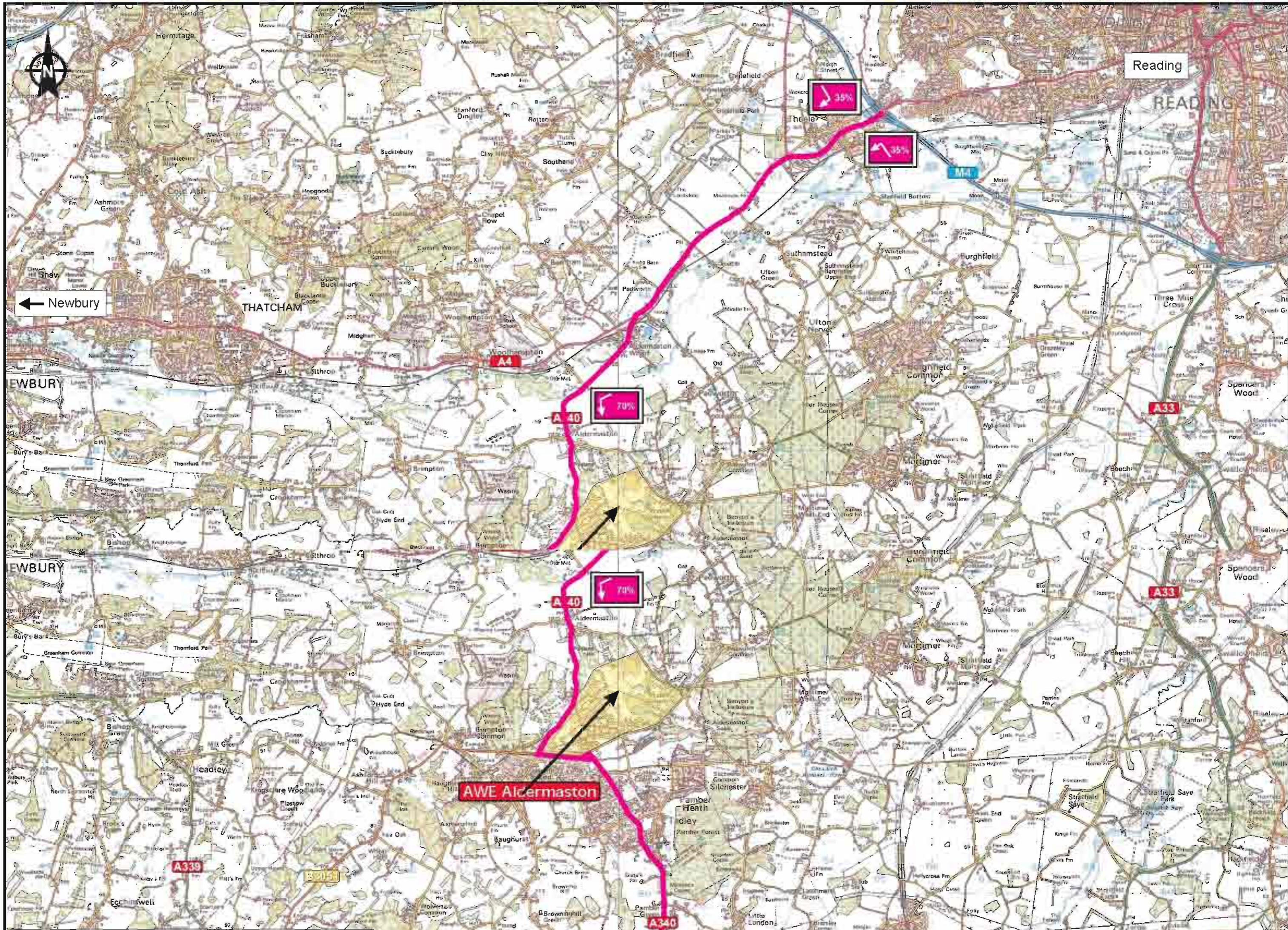
West Gate

Tadley Gate



0 1km

Reproduced from Ordnance Survey mapping by



Key
Proposed Aldermaston Construction Route

Reading

READING

Newbury

THATCHAM

AWE Aldermaston

0 1km

Reproduced from Ordnance Survey mapping by